




IDAHO COPPER CORPORATION

PRESENTATION – FALL-WINTER 2024

www.idaho-copper.com

OTC Markets : COPR



GENERAL DISCLAIMER

This presentation has been prepared by management of Idaho Copper Corporation (the "Company"). The presentation is not intended as an offer to sell or to solicit an offer to buy or form any basis of investment decision for any class of securities of the Company in any jurisdiction. All such information should not be used or relied on without professional advice. Any unauthorized use of this presentation is strictly prohibited. The information contained in these slides, in connection with the Company and its business is subject to updating, completion, revision, verification and amendment without notice which may result in material changes. The information contained in these slides is not intended to provide financial, tax, legal or accounting advice and does not purport to contain all the information that a prospective investor in the Company may require. Certain information contained herein includes market and industry data that has been obtained from or is based upon estimates derived from third party sources, including industry publications, reports and websites. Third party sources generally state that the information contained therein has been obtained from sources the Company believes can be reasonably relied-on, but there is no assurance or guarantee as to the accuracy or completeness of any included data. Although the data is believed to be reasonably reliable, neither the Company nor its agents have independently verified the accuracy, currency or completeness of any of the information from third party sources referred to in this presentation or ascertained from the underlying economic assumptions relied upon by such sources.

Forward-Looking Information and Statements

This document contains "forward-looking information" within the meaning of Section 27A of the Securities Act of 1933 and Section 21E of the Securities Exchange Act of 1934, each as amended. Forward-looking statements include all statements that do not relate solely to historical or current facts, including without limitation statements regarding the Company's business prospects, and can be identified by the use of words such as "may," "will," "expect," "project," "estimate," "anticipate," "plan," "believe," "potential," "should," "continue" or the negative versions of those words or other comparable words. Forward-looking statements are not guarantees of future actions or performance.

These forward-looking statements are based on information currently available to the Company and its current plans or expectations and are subject to a number of risks and uncertainties that could significantly affect current plans. Risks concerning the Company's business are described in detail in the Company's Current Report on Form 8-K filed with the Securities and Exchange Commission on January 27, 2023, and other periodic and current reports filed with the Securities and Exchange Commission. The Company is under no obligation to, and expressly disclaims any such obligation to, update or alter its forward-looking statements, whether as a result of new information, future events or otherwise.

Forward-looking information is based on a number of material factors and assumptions, including the result of drilling and exploration activities, the ability of the Company to raise the required financing for the preparation of a feasibility study and to put the Idaho Copper project into production, that contracted parties are able provide goods and/or services on agreed timeframes, that equipment necessary for exploration and production is available as scheduled and does not incur unforeseen breakdowns, that no labor shortages or delays are experienced, that plant and equipment function as specified, that no unusual geological or technical problems occur, that the Court will not intervene with the Company's proposed exploration activities at the Idaho Copper project, and the ability of the Company to obtain all requisite permits and licenses to bring the Idaho Copper project into production. Forward-looking information involves known and unknown risks, future events, conditions, uncertainties and other factors which may cause the actual results, performance or achievements to be materially different from any future results, prediction, projection, forecast, performance or achievements expressed or implied by the forward-looking information. Such factors include, among others, the interpretation and actual results of current exploration activities; changes in project parameters as plans continue to be refined; future prices of molybdenum, silver and copper; possible variations in grade or recovery rates; failure of equipment or processes to operate as anticipated; the failure of contracted parties to perform; labor disputes and other risks of the mining industry; delays in obtaining governmental approvals or financing or in the completion of exploration, as well as those factors disclosed in the Company's publicly filed documents.

GENERAL DISCLAIMER (CONTINUED)

Although the Company has attempted to identify important factors that could cause actual actions, events or results to differ materially from those described in forward-looking information, there may be other factors that cause actions, events or results not to be as anticipated, estimated or intended. There can be no assurance that forward-looking information will prove to be accurate, as actual results and future events could differ materially from those anticipated in such statements. Accordingly, readers should not place undue reliance on forward-looking information. Except as required under applicable securities legislation, the Company undertakes no obligation to publicly update or revise forward-looking information. Canadian residents are cautioned that some of the information that may be published by Idaho Copper may not be consistent with securities laws and regulations applicable in Canada.

Shaun M. Dykes, M.Sc. (Eng), P. Geo., is the qualified person for this Presentation and has prepared the technical information contained in this disclosure.

This presentation does not constitute an offer to sell or the solicitation of an offer to buy, nor shall there be any sale of securities of the Company in any jurisdiction in which an offer, solicitation or sale would be unlawful prior to registration or qualification under the securities laws of such jurisdiction. The securities of the Company may not be offered or sold in the United States, or to, or for the account or benefit of, "U.S. Persons" as such term is defined in Regulation S under the United States Securities Act of 1933, as amended (the "U.S. Securities Act"), unless an exemption from registration is available. Any prospective investors in the Company will be required to represent, among other things, that they meet the requirements of an available exemption from the registration requirements of the U.S. Securities Act, certain restrictions on the resale of the Company's securities, and familiarity with and understanding of the terms of any offering of the Company's securities, as well as having all requisite authority to make such investment.

Taxation

Prospective investors should be aware that the purchase of the Company's securities may have tax consequences in the United States. Each prospective investor should consult its own tax advisor concerning any investment in the Company.

Transfer Restrictions

No securities are being offered pursuant to, or in connection with this presentation. Securities of the Company that have not been registered under the U.S. Securities Act or the securities laws of any state of the United States, and if sold in the United States, or to or for the account of benefit of, U.S. Persons, will be "restricted securities" within the meaning of Rule 144 under the U.S. Securities Act. Such securities may be resold, pledged or otherwise transferred only pursuant to an effective registration statement under the U.S. Securities Act or pursuant to an applicable exemption from the registration requirements of the U.S. Securities Act.



THE WORLD HAS A COPPER PROBLEM!


“Between 2018 and 2050, the world will need to mine 115% more copper than has been mined in all of human history prior to 2018.... just to meet ‘business as usual’ demand.”
(University of Michigan, 2024)

“Six large new copper mines need to come online annually through 2050 to meet global copper demand.”
(University of Michigan, 2024)

“It will cost \$200 bn to build the mines needed to counter a forecast 2035 deficit of 10 Mt.”
(Stockhead, 6/23)



INCREMENTAL COPPER DEMAND WILL INCLUDE:



EV's need 4X more copper than conventional vehicles



"AI could add 1 million tons to copper demand by 2030" (Trafigura, 2024)



A single wind turbine requires 4.7 tons of copper (National Mining Association)



The IEA expects that by 2040, solar will require 68X the amount of copper used today. (Ibid)

Goldman Sachs predicts that by 2030, copper demand will increase nearly 600% from the growing needs of the energy transition. (Goldman Sachs: "No Decarbonization without Copper")



KEEP
CALM
THERE'S NO
QUICK
FIX

**IN MOST INDUSTRIES,
SUPPLY RISES FAIRLY
QUICKLY TO MEET
GROWING DEMAND. BUT
THE DYNAMIC IN MINING IS
VERY DIFFERENT.**

**“Between 2002 and 2023, discovery to
production averaged 15.7 years for 127 mines
globally.” (S&P Global 6/6/2023)**

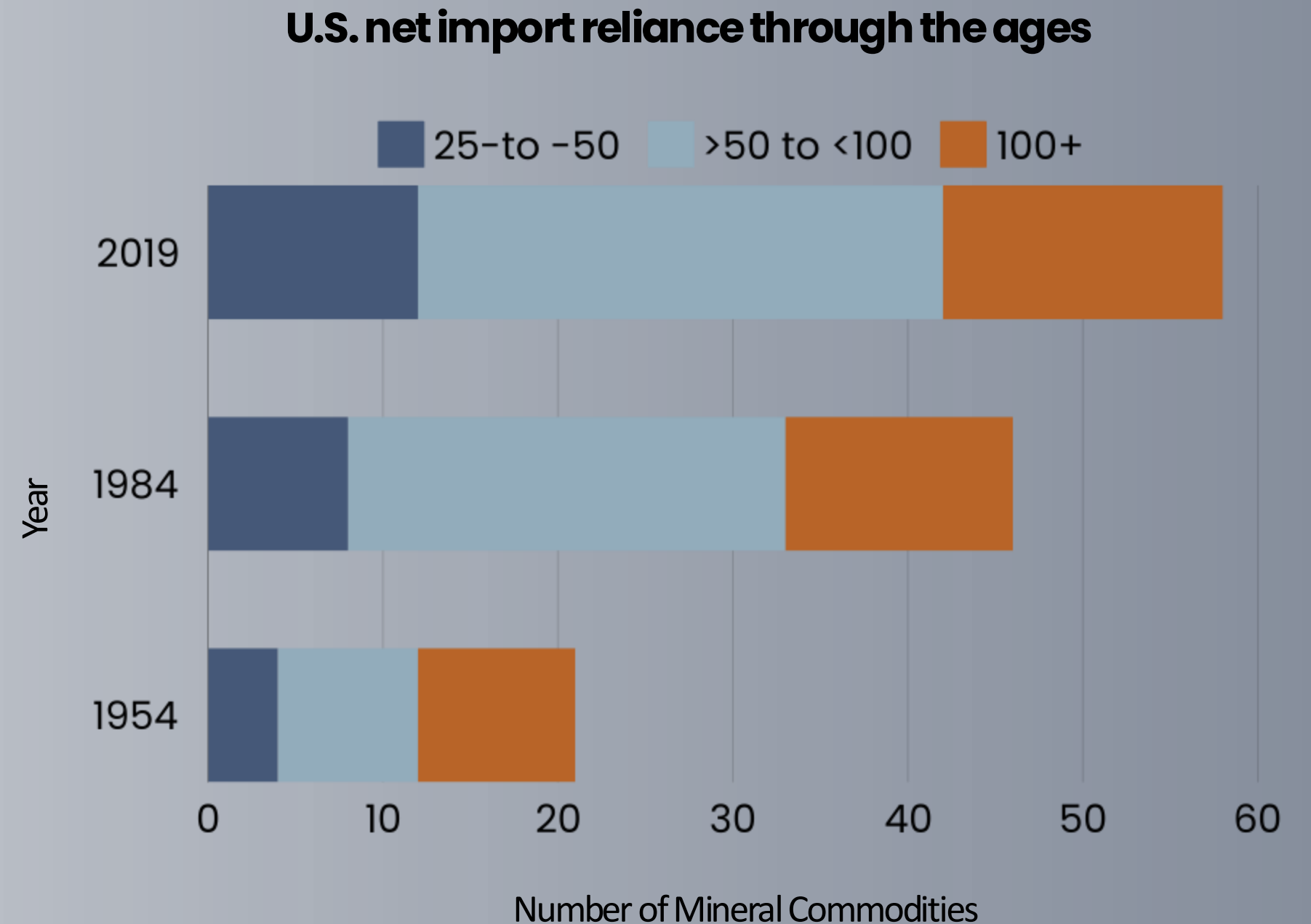
For minerals, this means a long and painful lag
between rising demand and lagging supply...
leading to sustained higher prices.

THIS LEAVES THE U.S. EXTREMELY VULNERABLE

We imported 46% of copper consumption in 2023, up from 37% in 2019.

And the trend for most metals has been going the wrong way for decades.

One of the few areas of bipartisan agreement in Washington is the need to raise domestic production of critical and strategic minerals.



U.S. VULNERABILITY AND FEDERAL RESPONSE



The strategic risk posed by our reliance on imported minerals has prompted the Department of Defense (“DOD”) and Department of Energy (“DOE”) to provide grants to fund up to 50% of the development costs of certain mining projects (see Appendix for specific examples).



Idaho Copper is a candidate for these grants, based upon substantial reserves of copper, rhenium, tungsten and molybdenum, all of which are considered strategic or critical by the agencies.

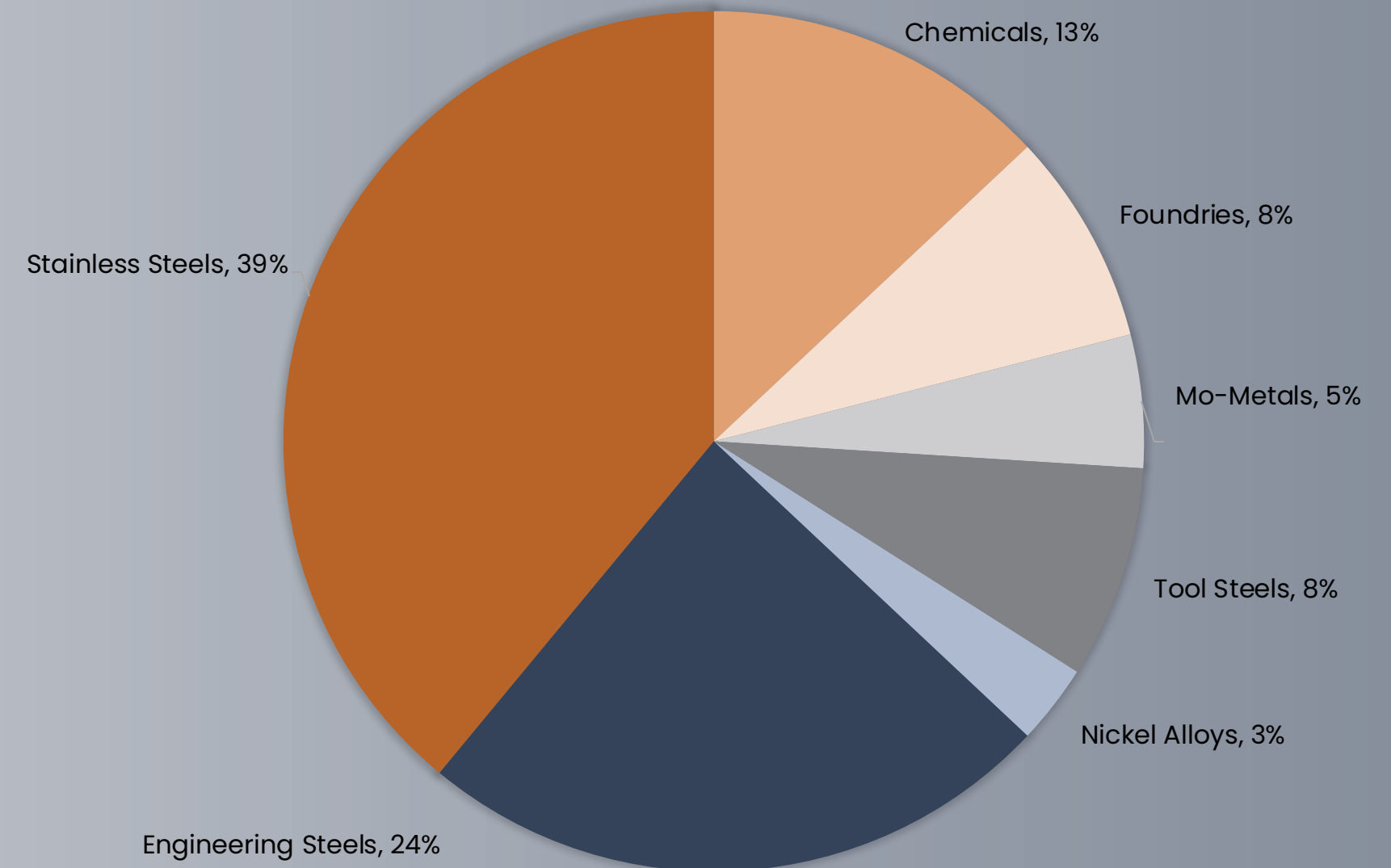
We will apply for these grants in early 2025, but awards are competitive, and we have no guarantee of success.

MOLYBDENUM IS AN IMPORTANT METAL WITH CONSTRAINED SUPPLY

- Principal use is in steel fabrication for strength and corrosion resistance
- Modern structural steel is ~6% molybdenum
- Critical in desalination plants worldwide
- One of six minerals deemed critical in the green energy transition

(World Bank, 2020)

Uses of molybdenum



Source: International Molybdenum Association (IMOA)



IDAHO COPPER CONTROLS ONE OF THE LARGEST UNDEVELOPED COPPER DEPOSITS IN THE WESTERN HEMISPHERE

Known as the “CuMo Project,” it also contains what is likely the largest undeveloped molybdenum deposit in the world, along with significant amounts of silver, rhenium, and tungsten. Apart from silver, all these minerals are considered critical or of strategic importance.



THE CUMO PROJECT IS IDEALLY LOCATED



Idaho is ranked as one of top 10 mining-friendly jurisdictions in the world as of 2021 (Fraser Institute Annual Survey).



Idaho received an 86/100 rating in the Mining Journal World Risk Report (2023)



The mine site is 36 miles from Boise, ID, and enjoys:

- Good road access
- Water for operations
- Electric power and natural gas nearby
- Rail access nearby
- Trained workforce in the Boise area

2020 PEA SUMMARY – MASSIVE MEASURED AND INDICATED RESOURCES

SRK PEA (May 2020): Measured and Indicated Resources ¹

Cut-off	Grade > RCV Cut-off					Contained Metal				
RCV (\$) ²	Quantity (Mt)	MoS2 (%)	Cu (%)	Ag (ppm)	RCV ² (\$)	Re (ppm)	S (%)	Mo (mmlbs)	Cu (mmlbs)	Ag (Moz)
2.5	2524.6	0.053	0.079	2.43	12.93	0.019	0.272	1604.3	3988.9	178.9
5.0	2269.6	0.057	0.084	2.5	13.98	0.021	0.264	1551.1	3812.9	165.5
7.5	1990.4	0.063	0.086	2.51	15.10	0.022	0.253	1503.5	3423.5	145.7
12.5	1278.6	0.079	0.087	2.46	18.17	0.029	0.232	1211.1	2224.8	91.7
15.0	993.9	0.088	0.087	2.43	19.58	0.032	0.227	1048.7	1729.5	70.4
17.5	701.4	0.098	0.083	2.33	21.16	0.036	0.221	824.1	1164.2	47.7
20.0	424.3	0.112	0.077	2.17	23.07	0.041	0.214	569.8	653.4	26.9

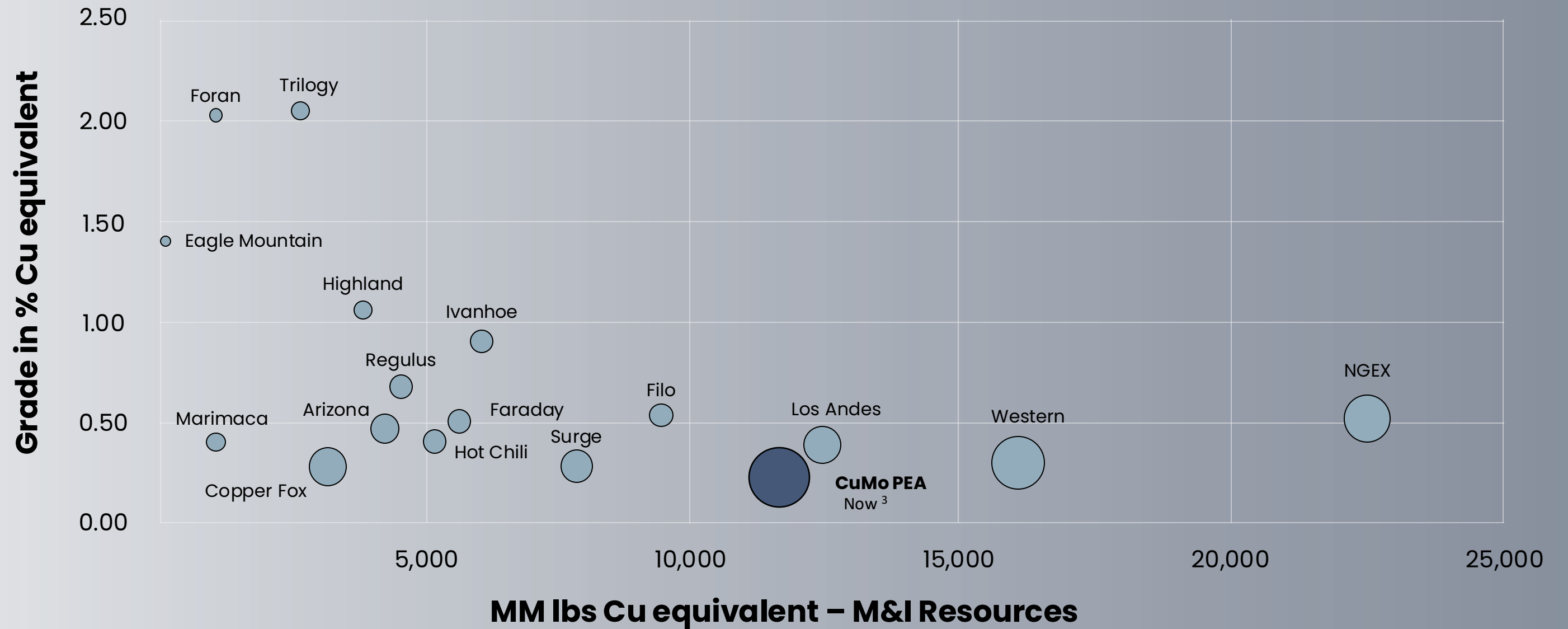
- One of the largest undeveloped copper projects in the United States.
- Among the largest known undeveloped primary molybdenum resources in the world.
 - At lowest PEA cut-off grade, **contained metal in the Measured and Indicated category is over 1.6 billion lb Mo, almost 4 billion lb Cu and 179 million oz Ag.**
 - Potentially one of the world’s lowest-cost primary Mo mines and single largest yearly Mo producer.
 - Projected average yearly production (2020 PEA): 43 Mn lb Mo; 84 Mn lb Cu; 3.57 Mn oz Ag.
 - Ore contains potentially recoverable Re (Rhenium) and W (Tungsten).

(1) Mineral resources that are not mineral reserves do not have demonstrated economic viability.

(2) RCV is the “Recoverable Metal Value” for the four primary economic metals: Mo oxide, Mo metal, Cu and Ag; PEA Assumptions were Mo oxide @ \$15/lb, Cu @ \$3/lb, and Ag @ 12.5/oz.

THE CUMO PROJECT: AN ENORMOUS ASSET WITH UPSIDE

Comparison of CuMo to other copper mines – size and grade



1. As compiled from publicly traded information by the management team of COPR; size (X axis) is millions of lbs of copper-equivalent contained in Measured + Indicated resources.
 2. The 2020 SRK preliminary economic assessment is preliminary in nature, it includes inferred mineral resources that are considered too speculative geologically to have economic considerations applied to them that would enable them to be categorized as mineral reserves, and there is no certainty that the economics of the PEA will be realized.
 3. Management believes that post ore-sorting, the Cu-equivalent grade will materially improve.

BRIEF HISTORY OF THE CUMO PROJECT

PRE – 1998

Molybdenite (MoS₂) mineralization was discovered in 1963 by Amax Corp, which established initial mining claims. Drilling at the site between 1969 and 1982 yielded a total of ~36,000 feet of core.

1998 – 2004

Unpatented federal lode mining claims were re-staked by CuMo Molybdenum Mining Inc., which then optioned these claims to American CuMo Mining Corp, a TSX-V listed company.

2005 – 2020

Drilling programs through 2012 yielded an additional ~44,000 feet of core. Various technical reports validated Measured, Indicated and Inferred Resources, the most recent of which was authored by SRK, a global engineering firm, in 2020.

2016 – 2022

American CuMo Mining Corp, formerly the Canadian parent of Idaho Copper, went through a series of management and corporate missteps, at least 1 attempted takeover, and a brush with bankruptcy. By 2021 management had exhausted its credibility and was receptive to a new plan.

NEW BEGININGS

JANUARY 2022

New management team takes over Idaho Copper Corporation. Various financings dilute Canadian parent to 46% ownership by early 2024.

JANUARY 2023

Idaho Copper merges with US OTC vehicle with the plan to uplist to a Senior National Exchange. The company begins trading under the ticker "COPR."

MARCH 2023

Idaho Copper raises ~\$2.5mm in brokered private placement. Proceeds to finance G&A and updated Preliminary Economic Assessment (PEA).

THE COMPANY'S MEDIUM-TERM GOAL IS TO ADVANCE THE PROJECT TO PRE-FEASIBILITY

- Updated PEA by early 2025
- Uplist to NYSE Amex in Q1-2025
- Submit DOD white paper Q1-2025



01

- Commence Pre-Feasibility Study mid-2025
- Target completion 2026



02

- 2026: With PFS in hand, explore financial options



03

THERE HAS BEEN ROBUST INVESTMENT BY MAJORS SECURING THEIR FORWARD COPPER SUPPLY...

Date	Investor	Target	Deal Value (\$M)
02/28/2022	BHP Group Limited	Filo Mining Corp	\$79
05/12/2022	Anglo American PLC	Arc Minerals Limited	\$88
04/28/2022	Rio Tinto Group	Arizona Sonoran Copper	\$27
03/30/2022	Queen's Road Capital	Los Andes Copper	\$14
08/31/2022	Rio Tinto Group	McEwan Copper	\$25
11/03/2022	BHP Group Limited	Brixton Metals Corp	\$10
12/22/2022	Rio Tinto Group	Regulus Resources	\$15
07/24/2023	Kinterra Copper	Highland Copper	\$30
02/02/2023	Taseko Mines	Sojitz Corp	\$86
04/13/2023	Hudbay	Copper Mountain Mining	\$444
04/29/2023	Rio Tinto Group	Arizona Sonoran Copper	\$21
06/16/2023	Hudbay	Rockcliff Metals Corp	\$13.70
07/17/2023	Glencore PLC	Poly Met Mining	\$74
07/31/2023	Glencore PLC	Pan American Silver Corp.	\$475
08/27/2023	First Quantum	Rio Tinto Group	\$105
08/31/2023	Auteco Minerals	Rambler Metals	\$44
12/04/2023	Evolution Mining	CMOC Group	\$475



CUMO GEOLOGY AND MINERALOGY

Idaho Copper's CuMo deposit is an atypical type of porphyry called a "stockwork system," in which most of the metal is contained in thin veins. Stockwork systems can lend themselves to ore-sorting technology, which separates waste and lower grade material from higher-grade ore and can dramatically improve economics.



Image 1



Image 2



Image 3

VISUAL ORE SORTING AT CUMO

- Image 1: Approximately 10% of the interval for this core contains the mineralized veins which are dark grey to black in the picture.
- Image 2: The box shows unsorted drill core.
 - The box length is 2 feet long. Section is from the core zone.
- Image 3: The box shows the same core after visual sorting:
 - Red = ore
 - Yellow = stockpile
 - Blue = waste
- Visual sorting demonstrated that up to 84% of the waste and stockpile material at CuMo can be potentially separated prior to milling.
- Sorting offers the potential to greatly increase the head grade of ore going to the concentrator and reduce Capex.



HOW ORE SORTING WORKS

Ore Sorting is a proven technology for eliminating waste, separating lower grade material, and upgrading mineral bearing, blasted rock at large particle sizes, typically between 25mm and 100mm (1 to 4 inches).

- Sensors evaluate the mineral content or grade of individual rocks, which are then accepted as ore, or rejected as waste, or separated and stockpiled based upon projected profitability.
- Additional iterations refine the process further.
- The result is higher grade ore; minimal waste and lower grade material make it to the concentrator, which makes for a smaller mill and optimizes profitability.

HUDBAY

BHP

Teck

RioTinto

 CODELCO

 FREEPORT-McMoRAN

DORÉ COPPER MINING

ORE-SORTING IS A PROVEN TECHNOLOGY IN USE AT NEARLY 100 MINES AROUND THE WORLD.

Preliminary studies suggest it should dramatically improve the economics of the CuMo project.

2024 PEA UPDATE PROJECT WORK

XRF SCANNING OF SPLIT CORES BY VERACIO (BOART LONGYEAR)

- 33,000 feet scanned at 1.5cm intervals
- Relation established between XRF and ICP lab analytical evaluation
- Incredibly detailed data proving heterogeneity of deposit and ability to set cut-off grades
- Rejection rate (2020 PEA) was only 28%
- Much higher rejection rate (function of COG) allows for much smaller concentrator (25– 40K tpd) vs 150,000 tpd in 2020 PEA
- “High-grade” mill feed concept; stockpile low grade

MINESENSE – XRF SIMULATIONS OF CUMO ROM MATERIAL FOR ORE SORTING

- Bucket sensors for shovels at mine face
- Belt sensors for ore being conveyed
- CuMo ore determined to be amenable to ore sorting

PEA REPORT – SGS LEAD AUTHOR

- Anticipated to be published early 2025
- Revised geologic model
- Revised mineable model and mine plan accounting for ore sorting
- Additional metallurgical study to confirm or increase recoveries
- Targeted Capex below \$1 billion (versus \$3.1 billion in 2020 PEA)
- 2020 NPV(8) of \$356 million; NPV(8) expected to dramatically increase

ENVIRONMENTAL, PERMITTING AND TIMELINE CONSIDERATIONS – CUMO SPECIFIC



- General Permitting Schedule—US Forest Service Environmental Assessment (EA) for Drilling
 - Draft EA released 29 May 2024
 - Final draft EA and draft Decision Notice issued 18 September 2024
 - Final EA, Record of Decision and Finding of No Significant Impact tentatively expected Q4 2024 or early 2025
 - Forest Service Exploration Plan of Operations approval and posting of bond anticipated early 2025
 - CuMo drilling program could commence 15 April 2025 (depending on legal challenges)
- Key to permitting legal challenges is if the Agency (Forest Service) has taken a “hard look” at environmental effects
- No known basis at CuMo to ultimately deny development of a mine
 - No legacy environmental damage, Indian Tribes/cultural issues, threatened/endangered species or habitat effects, hydrologic concerns, wilderness area considerations, etc.
- NGO litigation, which cannot be controlled, can extend permitting and development timeline

ENVIRONMENTAL, PERMITTING AND TIMELINE CONSIDERATIONS – U.S. MINING GENERALLY



From fiscal years 2010 through 2021, the Bureau of Land Management (BLM) and Forest Service approved 94 mine plans of operation in the Western United States, including 9 in Idaho.

- Approval time averaged approximately 2.8 years.¹
- Recent legal challenges and preliminary injunction (PI) requests in opposition to exploration permitting and mine development in Idaho and elsewhere in states within the 9th Circuit Court of Appeals have largely been unsuccessful.
 - Examples:
 - Excellon Resources–Kilgore mine exploration plan approved by Idaho federal district court (2023)
 - South 32 Hermosa project exploration permitting in Arizona affirmed by 9th Circuit (2024) rejecting PI request
 - Jervois Resources–Idaho Cobalt Project operation (resolved via partnership with NGO's) 2021
 - Lithium Americas–Thacker Pass project construction in Nevada upheld by 9th Circuit (2023)

(1) 2016 U.S. Government Accountability Office report and available BLM National NEPA Register information



IDAHO COPPER – CUMO SUMMARY

LOGISTICS

- Great location and jurisdiction (Idaho) in Boise National Forest
- Power, water, road access, workforce

COPPER, MOLYBDENUM, RHENIUM, TUNGSTEM ALL CRITICAL MATERIALS

- DoD, DoE and other governmental program funding available

CUMO ADVANCED WITH MASSIVE M&I AND INFERRED RESOURCES

- Updated PEA with ore sorting early 2025 – strong economics expected
- USFS ROD and FONSI, PoO approval Q1 2025
- Drilling program during 2025 with updated geologic model
- PFS start 2025
- Stockpile leaching investigation start 2025
- Baseline environmental work (for EIS) to commence in 2025



EXPERIENCED & DEDICATED MANAGEMENT TEAM



ANDREW BRODKEY
CEO, COO, DIRECTOR

- Founder of International Mining and Metals Group of CB Richard Ellis.
- Former VP and General Counsel with Magma Copper Co. (NYSE traded spin off from Newmont Mining) and later as VP Business Development for BHP Copper after the merger with BHP Billiton Group.
- Former CEO of four publicly traded junior miners.
- BSc in Mining Engineering from the University of Arizona
- JD from Creighton University.



ROBERT SCANNELL
CFO, DIRECTOR

- Founder of Tradewinds Investment Management, a hedge fund family focused on emerging markets and natural resources.
- Held several senior roles in institutional sales at Merrill Lynch & Co.
- BA/MBA from Penn State University
- JD from Purdue University
- Chartered Financial Analyst

OTHER BOARD DIRECTORS



STEVEN RUDOFSKY
DIRECTOR

Founder of Talex Commodities, a boutique merchant bank in mining and natural resources. Former Managing Director at TransCanada Pipeline Europe Ltd, Credit Agricole S.A., and Glencore plc. Holds a BA from Clark University and a JD from Emory University School of Law.



COREY REDFIELD
DIRECTOR

Retired senior commodities trader at Cargill. Former adjunct finance professor at Vanderbilt and the University of Minnesota. Held various analyst roles on Wall Street. Holds a BS in Geology from the University of Minnesota and an MBA in Finance from Vanderbilt University.



JOHN MOELLER
ADVISOR

Former Principal at Foresgren Associates, a multi-discipline civil engineering and environmental consulting firm in the Intermountain West. Extensive background in environmental matters related to mining projects in Idaho. Holds a PhD from Idaho State University and an MS/BS from the University of Kentucky.

NOTE: Three board members to be appointed.

INSIDERS + FRIENDS AND FAMILY OWN >30%

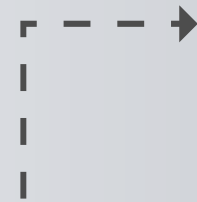
Ownership Table ¹				
Holder	Common Shares	% of Outstanding	Fully Diluted	% Fully Diluted
Multi-Metal Development Ltd.	121,468,700	48.53%	121,468,700	34.4%
Steven Rudofsky	19,425,606	7.76%	29,140,606	8.26%
Robert Scannell	14,719,876	5.88%	26,846,876	7.61%
Andrew Brodkey	7,566,846	3.02%	16,705,646	4.73%
Total Insiders	163,181,028	65.20%	194,161,828	55.01%
Public Float ²	87,101,734	34.8%	158,825,245	45.0%
Total	250,282,762	100.00%	352,987,073	100.00%
Capitalization Table				
Common Stock	250,282,762			
Convertible Note	-			
Convertible Preferred Stock	8,333,333			
Stock Options (Assumes Fully Vested)	35,175,000			
Warrants	59,195,978			
Fully Diluted Outstanding	352,987,073			

(1) Ownership and capitalization tables are as of July 1, 2024.

(2) Public Float includes various tranches owned by shareholders of Multi-Metal Development Corp (TSX-V: MLY) the former parent company of Idaho Copper


CATALYSTS FOR STOCK APPRECIATION

- Updated PEA, early 2025
- Uplist to NYSE/Amex Q1 2025
- Apply for DOD/DOE grants mid- 2025

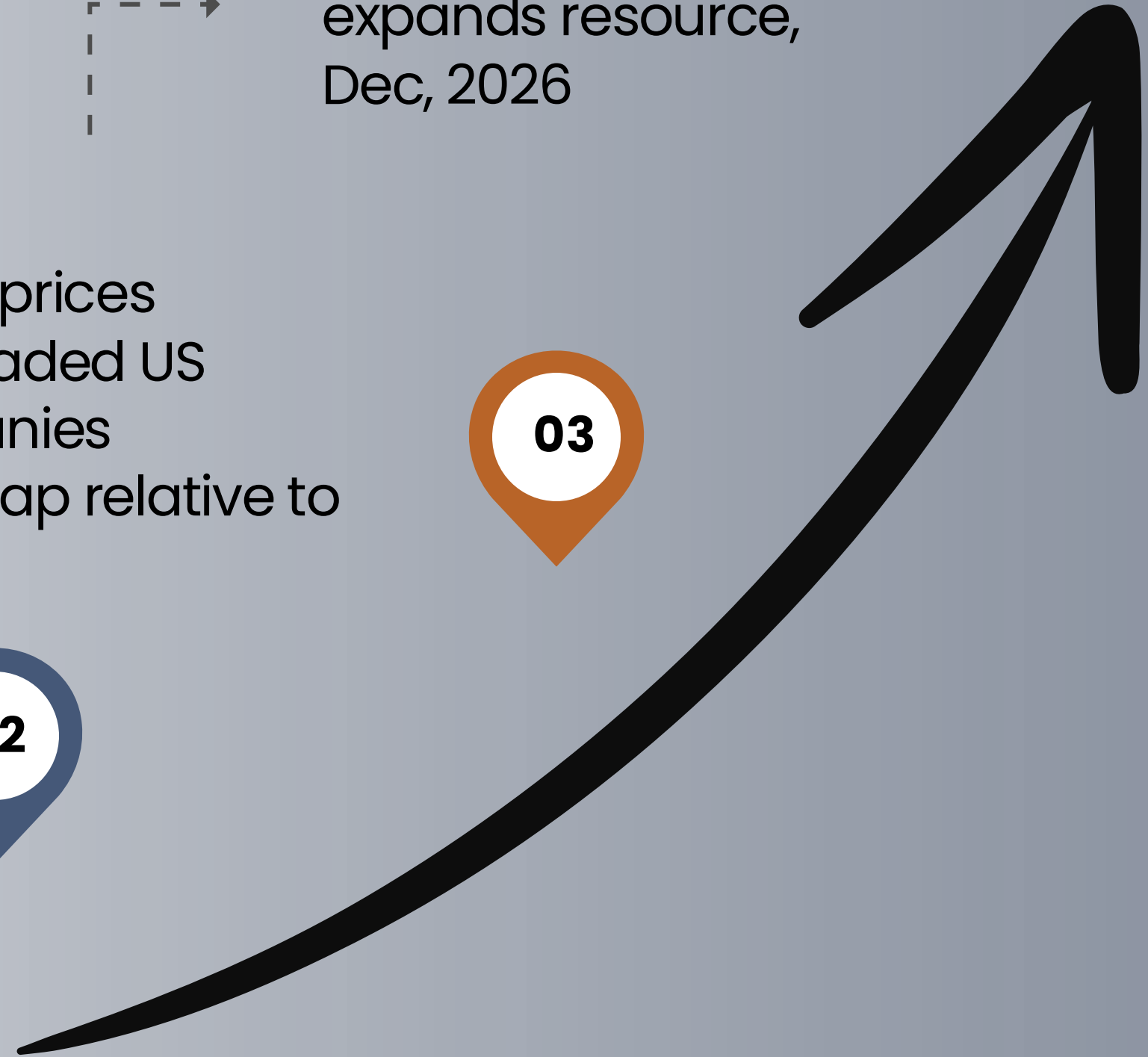


Ongoing catalysts:











- Strong metals prices
- Few publicly traded US mining companies
- COPR very cheap relative to peers



- PFS materially expands resource, Dec, 2026



THE CUMO PROJECT – HUGE AND UNDERVALUED ¹

Comparisons as of August 2023 ¹										
Corporate Name	Idaho Copper Corporation	Arizona Sonoran Copper Corp.	Ivanhoe Electric Inc.	Filo Mining Corporation	Foran Mining Corporation	Marimaca Copper Corp.	NGEx Minerals Ltd.	Western Copper and Gold Corp.	Trilogy Metals Inc.	Highland Copper Company
Primary Stock Symbol	OTC: COPR	TSX: ASCU	NYSEAM: IE	TSX: FIL	TSX: FOM	TSX: MARI	TSXV: NGEX	TSX: WRN	TSX: TMQ	TSXV: HI
Market Capitalization (MM USD) ²	\$76.8	\$171.5	\$1,298.1	\$3,135.0	\$1,374.70	\$343.20	\$1,722.9	\$349.0	\$105.7	\$81.0
Asset Name	CuMo Project	Cactus / Parks Salyer	Santa Cruz / Tintic	Filo del Sol	Mclivena Bay	Marimaca	Los Helados	Casino	Arctic & Bornite	Copperwood
Economic Study Level	2020 PEA	PEA	Resource	PFS	FS	PEA	Resource	PEA	FS	FS
Jurisdiction	Idaho	Arizona	Arizona / Utah	Argentina	Saskatchewan	Chile	Chile	Yukon	Alaska	Michigan
Fraser Institute Policy (Rating / 100)	83	85	85 / 91	77	91	69	69	80	85	72
Measured & Indicated Attributable Resource (Mlbs Cu Equivalent)	12,257	1,611	5,618	6,019	1,419	1,477	14,609	15,140	9,300	4,800
Headline After-Tax NPV⁸ (Millions USD)	\$356.0	\$312.0	-	\$1,280.0	\$845.0	\$524.0	-	\$1,800.0	\$1,135.0	\$533.0
Market Cap as % of NPV	22%	55.0%	-	244.9%	162.7%	65.5%	-	19.4%	9.3%	15.2%
Market Cap/lb. M&I Cu Equivalent	0.6%	10.6%	23.1%	52.1%	96.9%	23.2%	11.8%	2.3%	1.1%	1.7%
Economic Study Long-Term Copper Price (US\$/lb. Cu)	\$3.00	\$3.35	\$3.70	\$3.00	\$3.35	\$3.15	\$3.00	\$3.60	\$3.00	\$3.10

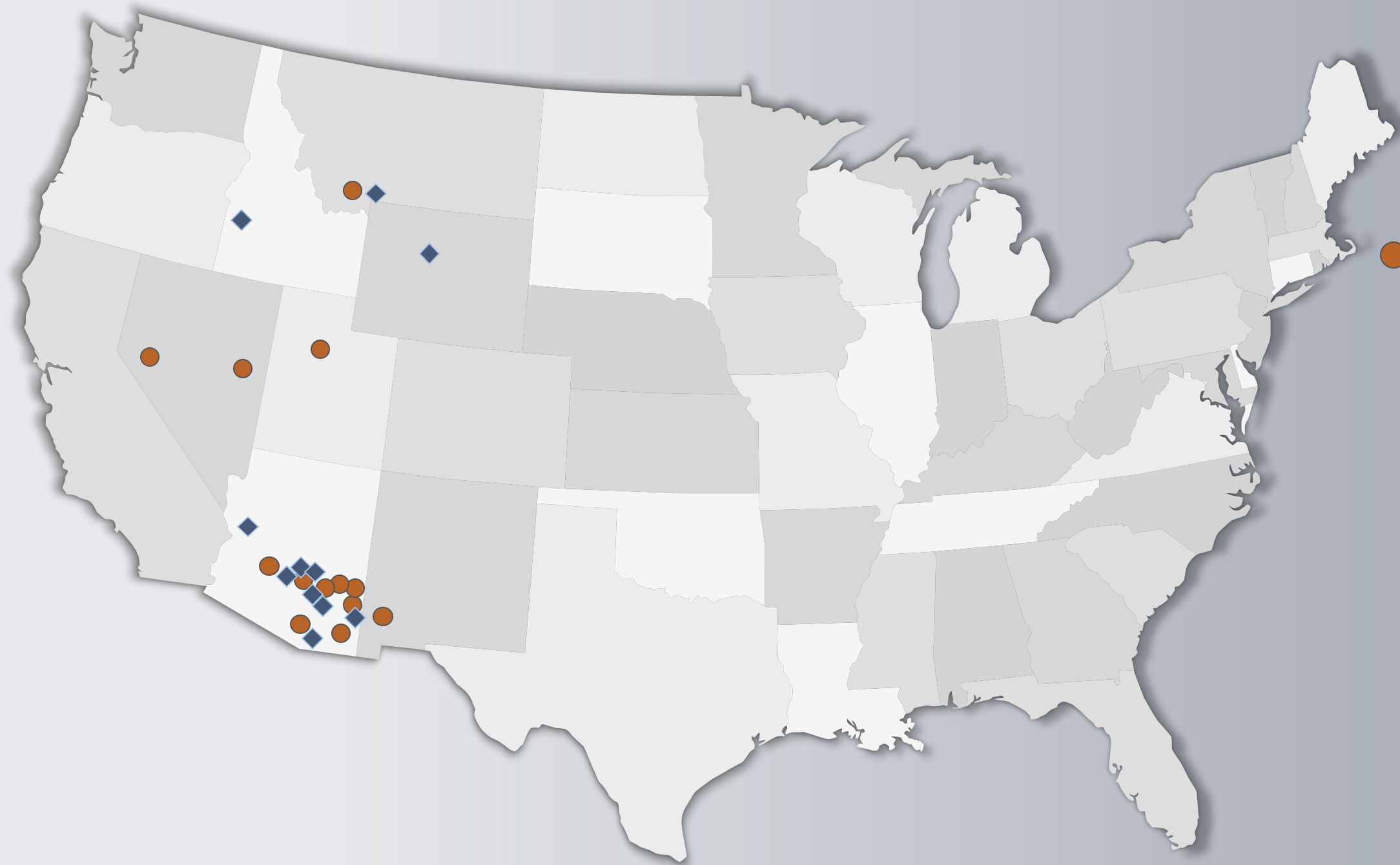
COPR is significantly undervalued vs. its Peer Group (public copper mining companies in the Western Hemisphere).

- As a percentage of (NPV of PEA / Market Cap), and
- (Total Millions of Lb. of M&I Cu Equivalent / Market Cap)

(1) As compiled from publicly available information by the management team of COPR, including corporate presentations, public filings, and mining specific databases.

(2) Market capitalization of COPR is as of 12 June 2024, and the market capitalizations of the other companies are as of 8 April 2024.

CURRENT U.S. COPPER PROJECTS



● Key Producing US Copper Operations

- Freeport Sierrita (Arizona)
- Freeport Safford (Arizona)
- Freeport Morenci (Arizona)
- Freeport Bagdad (Arizona)
- Asarco Mission (Arizona)
- Asarco Ray Mines (Arizona)
- Capstone Copper Pinto Valley (Arizona)
- KMGH (Polish Copper) Carlota (Arizona)
- KGHM Robinson Mines (Nevada)
- Nevada Copper Corp. Pumpkin Hollow (Nevada)
- Montana Resources Continental Pit (Montana)
- Freeport Chino and Tyrone (New Mexico)
- Kennecott Bingham Canyon (Utah)

◆ Major Advanced Copper Projects with Multi-Billion Pounds of Cu-Equivalent (Measured + Indicated) Resources

- Idaho Copper CuMo Deposit (Idaho)
- Hudbay Rosemont and Copper World (Arizona)
- Ivanhoe Electric Santa Cruz (Arizona)
- Arizona Sonoran Copper Cactus and Park Salyer (Arizona)
- Copper Fox Van Dyke (Arizona)
- Faraday Copper - Copper Creek (Arizona)
- RTZ/BHP Resolution Copper (Arizona)
- South32 Hermosa Project (Arizona)
- Northern Dynasty - Pebble (Alaska) - Outside of continental US / Not pictured

RECENT EXAMPLES OF DOD AND DOE GRANTS TO DEVELOP MINING PROJECTS





- \$110 million from DOD to Albemarle and Talon for lithium production
- \$20 million from DOD to South 32 for Hermosa multi metal project
- \$59 million total from DOD to Perpetua (Idaho) for antimony
- \$475 million from DOE (Feb 2024) for 5 clean energy mining projects in AZ, KY, NV, PA, WVA



For more info see: "Mining of critical minerals eligible for \$72B in loans, DOE says." <https://www.eenews.net/articles/mining-of-critical-minerals-eligible-for-72b-in-loans-doe-says/>

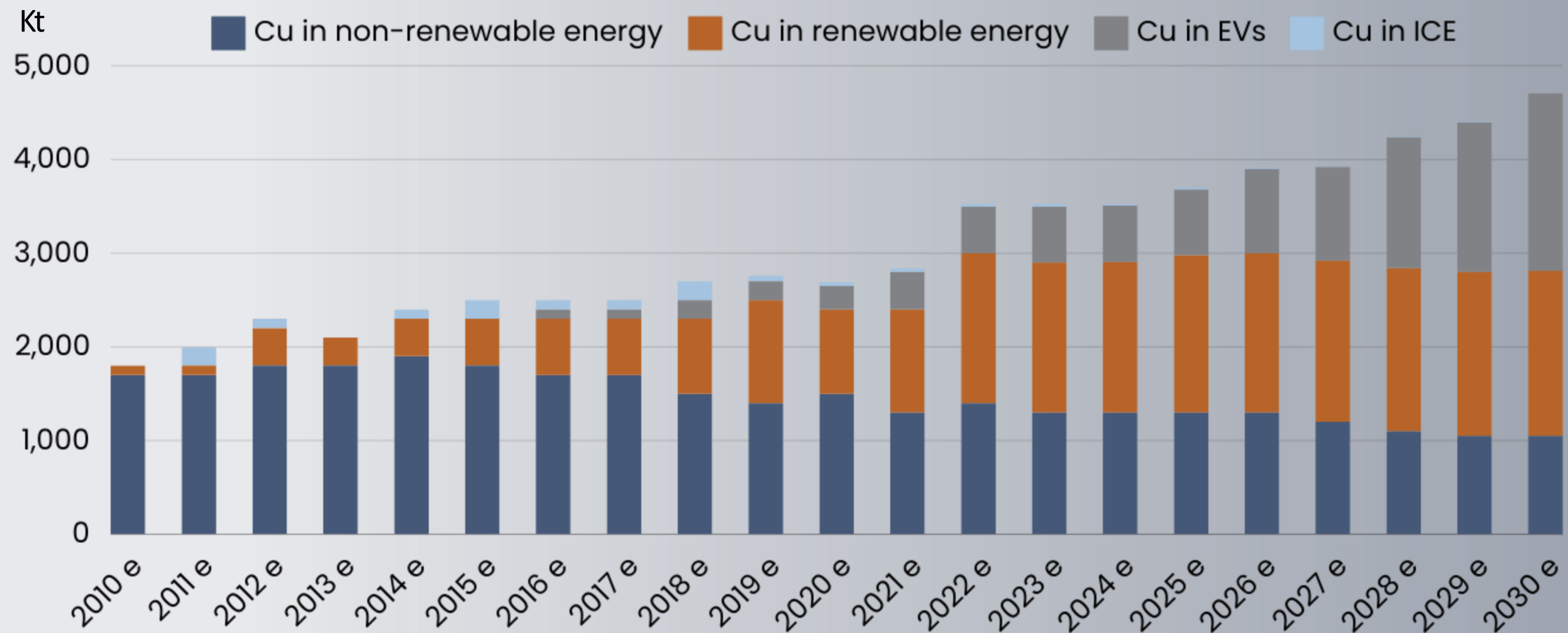
MARKET FUNDAMENTALS FOR

Copper (Cu), Molybdenum (Mo), Silver (Ag)



COPPER SUPPLY / DEMAND + GREEN ECONOMY

Green revolution increases copper demand



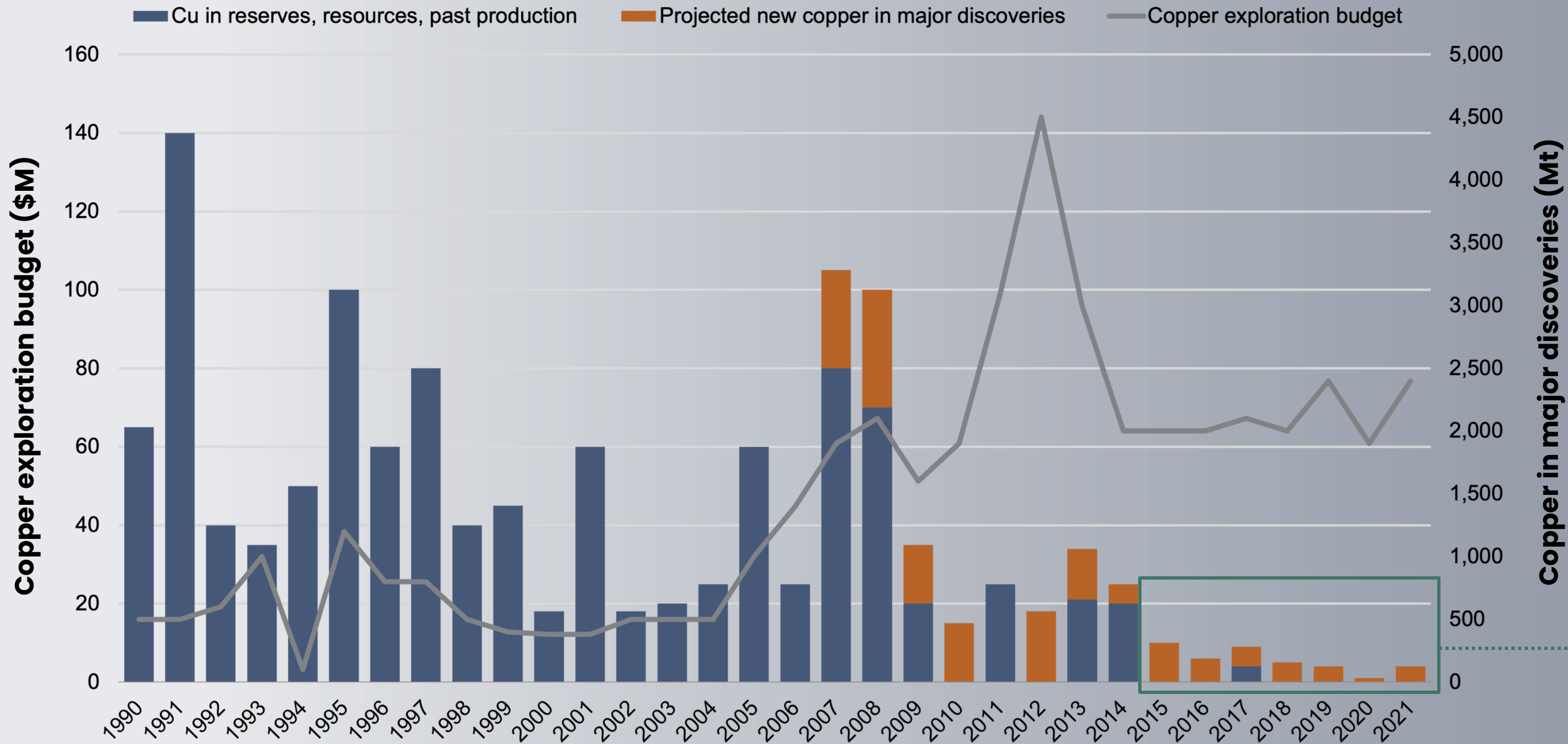
Copper demand in the “Green Economy” is booming, with a big driver in Electric Vehicles.

Copper demand in the “traditional economy” is decreasing slightly.

Source: Morgan Stanley Research; e = Morgan Stanley Research estimates

COPPER SUPPLY / DEMAND + GREEN ECONOMY (CONT.)

Copper discovery drought

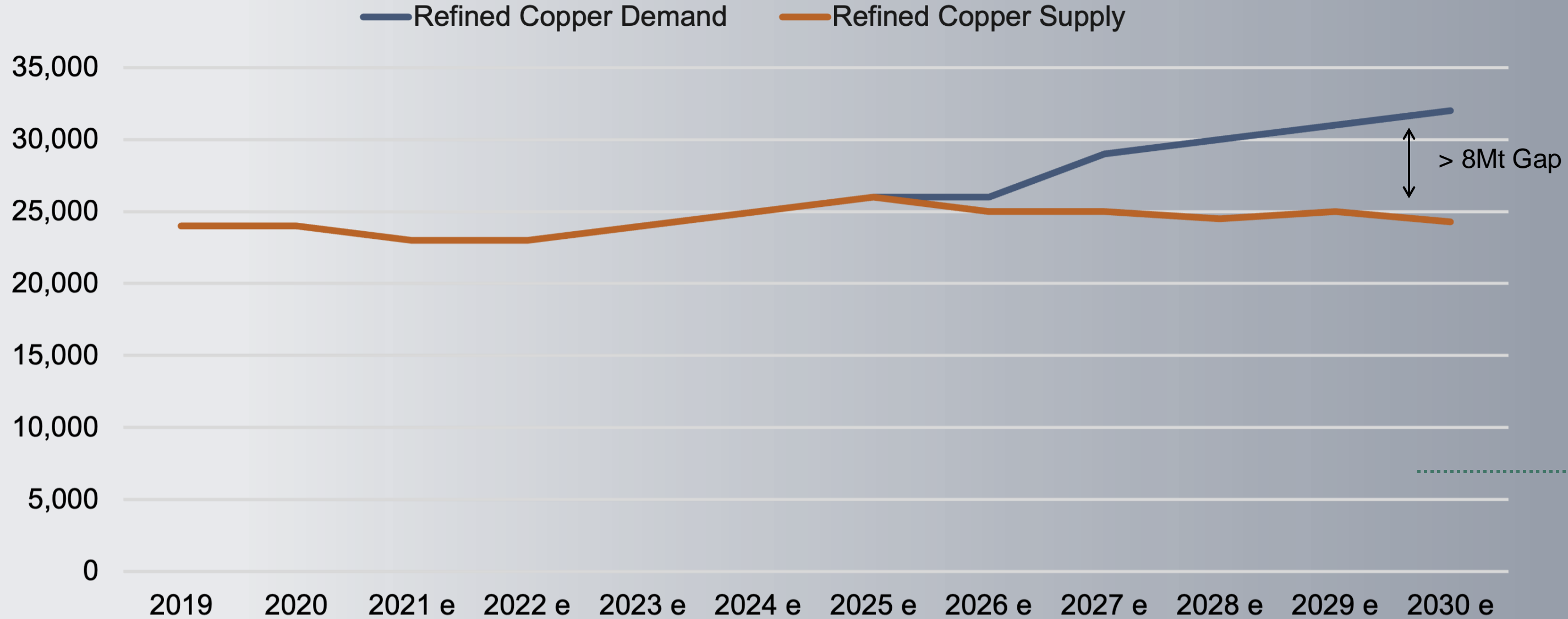


New "major" copper discoveries have been few and far between in the last several years.

Source: S&P Market Intelligence (November 2022)

COPPER SUPPLY / DEMAND + GREEN ECONOMY (CONT.)

Copper supply / demand – Possible looming deficits

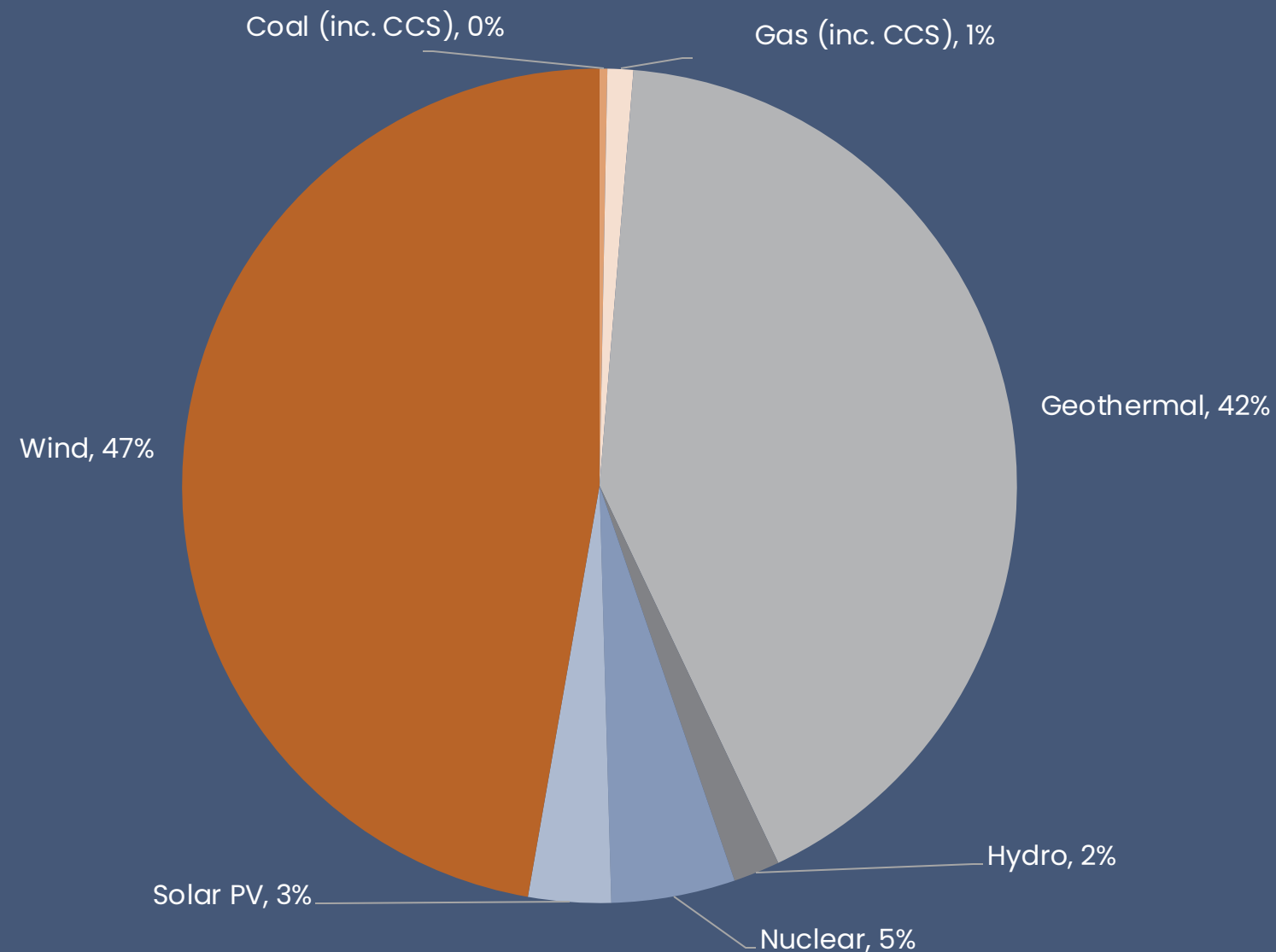


Massive supply / demand imbalance in the copper market may be coming.

Source: Woodmac, Goldman Sachs Investment Research

MOLYBDENUM: KEY TO A GREEN FUTURE

Total molybdenum demand by energy technology through 2050 under 2DS



- Green energy transition to increase global demand of molybdenum.
- Government infrastructure projects aiming to promote economic growth with molybdenum.
- World Bank (2020) estimates 119% demand increase for molybdenum through 2050 under IRENA Remap scenario energy technologies only.
- International Energy Agency (2021) estimate 290% demand increase for molybdenum through 2040 under the SDS scenario for renewables.
- Molybdenum named one of the six cross cutting critical minerals by the World Bank in 2020 that will be used in all technologies in the green energy transition.
- The Paris Agreement, signed by 196 countries, aims to keep global temperature rise this century below 2 degrees Celsius scenario (2DS).



Idaho Copper Corporation

OTC Markets : **COPR**



Robert Scannell

Chief Financial Officer

Tel: (415) 370-9209

rscannell@idaho-copper.com

800 West Main Street, Suite 1460,

Boise, Idaho, United States 83702

WWW.IDAHO-COPPER.COM